

THANK YOU FOR YOUR PURCHASE!



Did you know that when you leave feedback on TPT you earn credits towards future purchases?

★★★★★ Extremely satisfied

I truly appreciate your feedback to help my little store grow.

LET'S BE FRIENDS

Access my
Freebie
Library

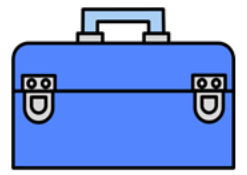
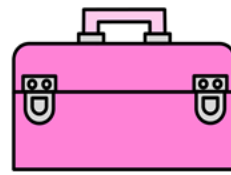

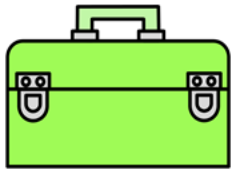
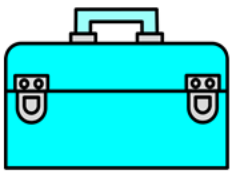


Stay updated on new product announcements (they are 50% off for the first 24 hrs posted!) by following me on TPT, checking out my website, and subscribing to my newsletter.



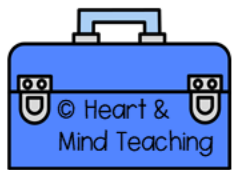
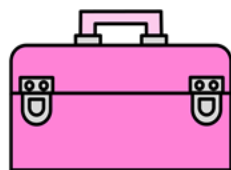
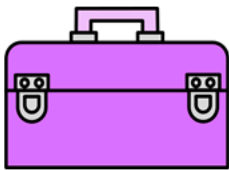
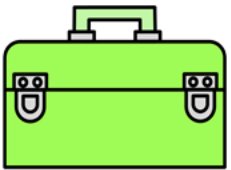
If you have any questions or concerns please email me at:
heartandmindteaching@gmail.com

♥
Ashley

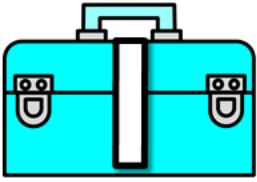


BEHAVIOR TOOLBOX

Arrogant



BEHAVIOR TOOLBOX



Arrogant

What it looks like

*Student has an overly inflated ego.

*He/she is usually quite bright and/or may excel in other areas like athletics.

*Student is disrespectful and lacks manners. This is not only towards other students but teachers and parents as well.

*He/she frequently questions and contradicts the teacher's decisions and assignments. Always seems to be asking 'why' in a way that belittles others.

*Student makes inappropriate rude comments out loud when things do not measure up to their expectations. Comments like "This is dumb" or "That was so stupid."

*He/she comes across like they do not like other people.

*He/she always acts superior, and does so by making others look inferior.

*Student frequently does not complete assignments, and often breaks basic rules to show their disregard for the teachers authority.

Arrogant

BEHAVIOR TOOLBOX



Arrogant

What to do

*When the student makes a derogatory remark, respond with a statement of truth or a question towards them. For example, "Do you think that is really a good idea?", "Are you sure", "Do you really think that is true". Make the child think while also making them see that you are somebody that might be worth talking and listening to.

*Speak to the student in private, this will likely have to happen more than once. Recognize their abilities, this will help stroke their ego and they will think you understand them. Then, tell the student you would like for them to work on seeing and respecting the skills in others. To get the student to listen, talk about being sharp, mature, and responsible, and show how arrogant behaviors work against him/her. Explain that most people who lose their job, lose it because of problems with other people, not their inability to do their work. Share stories of people who had great abilities and potential, but failed because they couldn't get along with people.

*When speaking to the student, be specific about what behavior is unacceptable and why, make sure they understand the issue.

*When you do not agree with what the student says, instead of contradicting them, ask them for an alternative solution. Say "What do you suggest we do?"

*Try to use the students name as often as possible.

*Help this student develop a positive self-concept. He/she needs to learn that they count, by being recognized. Give this student additional responsibilities in the classroom, challenge them to prove their abilities. It's important that this be done to create a positive form of power.

Arrogant

BEHAVIOR TOOLBOX



Arrogant

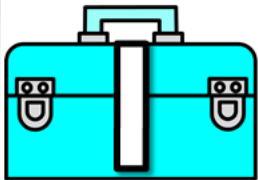
What NOT to do

- *Do not give in to the desire to put this student down, like they are attempting to do to you.
- *Do not argue with this student, they need to be taught how to act to get what they want.
- *Do not show any arrogance, otherwise you will prove to the student that the biggest ego wins.
- *Do not over discipline this student, this will not get through to the student.
- *Do not grade this student harsher than others, this can happen when a student is arrogant about their own intelligence.
- *Do not take their behavior personally.
- *Do not handle this behavior publicly, it has to be done privately. Remove their audience/stage.
- *Do not neglect to inform parents of the behavior, be cautious with your words and focus on the goal of getting the student to be able to recognize others strengths not just their own.

Arrogant

BEHAVIOR TOOLBOX

Arrogant Quick Guide



what it looks like

*Student has an overly inflated ego.

*Student is disrespectful and lacks manners.

*He/she is usually quite bright and/or may excel in other areas like athletics.

*He/she frequently questions and contradicts the teacher's decisions and assignments.

*Student makes inappropriate rude comments out loud

*He/she comes across like they do not like other people.

*Student frequently does not complete assignments.



what to do

*When the student makes a derogatory remark, respond with a statement of truth or a question towards them. For example, "Do you think that is really a good idea?", "Are you sure", "Do you really think that is true". Make the child think while also making them see that you are somebody that might be worth talking to.

*Speak to the student in private, this will likely have to happen more than once. Recognize their abilities, this will help stroke their ego and they will think you understand them. Then, tell the student you would like for them to work on seeing and respecting the skills in others. To get the student to listen, talk about being sharp, mature, and responsible, and show how arrogant behaviors work against him/her.

*When speaking to the student, be specific about what behavior is unacceptable and why, make sure they understand the issue.

*When you do not agree with what the student says, instead of contradicting them, ask them for an alternative solution.

*Help this student develop a positive self-concept. Give this student additional responsibilities in the classroom.



what NOT to do


*Do not give in to the desire to put this student down.

*Do not grade this student harsher than others.

*Do not argue with this student, they need to be taught how to act to get what they want.

*Do not over discipline this student, this will not get through to the them.

*Do not show any arrogance.



2 Arrogant

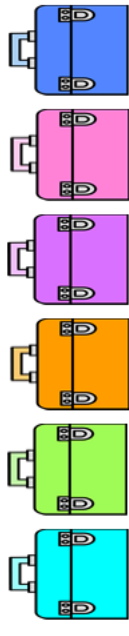
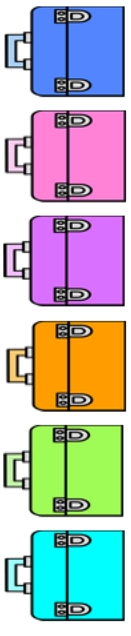
What to do (Cont.)

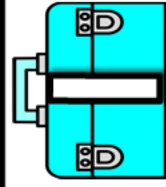
- *When speaking to the student, be specific about what behavior is unacceptable and why, make sure they understand the issue.
- *When you do not agree with what the student says, instead of contradicting them, ask them for an alternative solution. Say "what do you suggest we do?"
- *Try to use the student's name as often as possible.
- *Help this student develop a positive self-concept. He/she needs to learn that they count, by being recognized. Give this student additional responsibilities in the classroom, challenge them to prove their abilities. It's important that this be done to create a positive form of power.

"A change in
behavior
begins with a
change in
the heart."

BEHAVIOR TOOLBOX

Arrogant





Arrogant



2 Arrogant

What it looks like

- *Student has an overly inflated ego.
- *He/she is usually quite bright and/or may excel in other areas like athletics.
- *Student is disrespectful and lacks manners. This is not only towards other students but teachers and parents as well.
- *He/she frequently questions and contradicts the teacher's decisions and assignments. Always seems to be asking 'why' in a way that belittles others.
- *Student makes inappropriate rude comments out loud when things do not measure up to their expectations.
- Comments like "This is dumb" or "That was so stupid."
- *He/she comes across like they do not like other people.
- *He/she always acts superior, and does so by making others look inferior.
- *Student frequently does not complete assignments, and often breaks basic rules to show their disregard for the teachers authority.



3 Arrogant

What NOT to do

- *Do not give in to the desire to put this student down, like they are attempting to do to you.
- *Do not argue with this student, they need to be taught how to act to get what they want.
- *Do not show any arrogance, otherwise you will prove to the student that the biggest ego wins.
- *Do not over discipline this student, this will not get through to the student.
- *Do not grade this student harsher than others, this can happen when a student is arrogant about their own intelligence.
- *Do not take their behavior personally.
- *Do not handle this behavior publicly, it has to be done privately. Remove their audience/stage.
- *Do not neglect to inform parents of the behavior, be cautious with your words and focus on the goal of getting the student to be able to recognize others strengths not just their own.

(Continues on the flap)

CHECK THESE OUT

CLICK ON THE PICTURES TO GET A CLOSER LOOK.



This product and **49** others are included in this Bundle →



COUNSELOR
Collab
— with Laura & Ashley —



Would you like to spend less time browsing for resources and lesson planning, and more time serving students? Let Laura from [Music City Counselor](#) and Ashley from [Heart and Mind Teaching](#) do the work for you!

CLICK TO COLLAB

MEMBER PERKS

- ♥ Data-driven resources by theme.
- ♥ \$35+ value of ready-to-use materials.
- ♥ Lessons, group curriculums, forms, & activities.
- ♥ Tier 1, 2, and 3 research-based resources.
- ♥ No contracts, cancel anytime.



THANK YOU

FOR SUPPORTING MY LITTLE SHOP.

Hi there! I'm Ashley- a School Counselor, curriculum developer, blogger, and mama to two young boys. I have a passion for creating fun and engaging resources for Counseling and Social Emotional Learning.

LET'S BE FRIENDS

Ashley

Access my
Freebie
Library



FOLLOW FOR EXCLUSIVE SAVINGS

New products are 50% off for 24hrs.

CLICK HERE

★ HOW CAN YOU EARN TPT CREDITS? When you leave feedback, TpT rewards you with credits that you can use toward future purchases.

ACCESS MY FREEBIE LIBRARY

Join my Newsletter to be informed of all future added freebies.

I WANT FREEBIES

TERMS OF USE

© Heart and Mind Teaching, 2017, 2024. All rights reserved. Purchase of this item entitles the purchaser the right to reproduce for classroom, personal, and google classroom use only. Use in multiple classrooms, requires the purchase of additional licenses. Redistribution or duplication of this product is strictly forbidden without the written permission of the publisher. Copying any part of this product and placing it on a publicly accessible website is strictly forbidden and is a violation of the Digital Millennium Copyright Act (DMCA). You may post this for single-classroom use on a password protected student site such as google classroom. **You may NOT post my products on any public, for-profit, or commercial websites or entities, such as Outschool.** Please do not sell or distribute any part of this as your own. Thank you for abiding by universally accepted codes of professional ethics while using this product.



If you have any questions or concerns please email me at:

heartandmindteaching@gmail.com

CREDITS

